



SunPrimo PM060PW I

Multi-Crystalline Photovoltaic Module



Power Range
250 ~ 270 W_p



Highly Strengthened Design
Module complies with advanced loading tests
to meet 5400 Pa loading requirements



Flammability Test
Low ignitability ensuring fire safety



PID-Resistance (up to Diamond Level)
Certified high PID resistance



Resistance to Salt Corrosion and Humidity
Module complies with IEC 61701: Salt Mist
Corrosion Testing



Ammonia Test
Reliable in ammonia rich environment



SunPrimo PM060PW I (250 ~ 270 W_p)

Electrical Data (STC)

Nominal Power P _N	250W	255W	260W	265W	270W
Module Efficiency	15.4%	15.7%	16.0%	16.3%	16.6%
Nominal Voltage V _{mp} (V)	30.6	30.8	31.2	31.7	31.8
Nominal Current I _{mp} (A)	8.17	8.28	8.34	8.36	8.50
Open Circuit Voltage V _{oc} (V)	37.4	37.6	37.7	37.9	38.0
Short Circuit Current I _{sc} (A)	8.69	8.76	8.83	8.89	8.95
Maximum Tolerance of P _N	0 / +3%				

* Above data are the effective measurement at Standard Test Conditions (STC)

* STC: irradiance 1000 W/m², spectral distribution AM 1.5, temperature 25 ± 2 °C, in accordance with EN 60904-3

Electrical Data (NOCT)

Nominal Power P _N	184W	188W	192W	196W	199W
Nominal Voltage V _{mp} (V)	28.1%	28.3%	28.7%	29.2%	28.1%
Nominal Current I _{mp} (A)	6.55	6.64	6.69	6.70	7.10
Open Circuit Voltage V _{oc} (V)	34.7	34.9	35.0	35.2	36.0
Short Circuit Current I _{sc} (A)	7.07	7.12	7.18	7.22	7.66

* Above data are the effective measurement at Normal Operation Cell Temperature (NOCT)

* NOCT: irradiance 800 W/m², AM 1.5, air temperature 20 °C, wind speed 1 m/s

Temperature Coefficient

NOCT	46 ± 2 °C
Typ. Temperature Coefficient of P _N	-0.39% / K
Typ. Temperature Coefficient of V _{oc}	-0.30% / K
Temperature Coefficient of I _{sc}	0.07% / K

Mechanical Characteristics

Dimensions (L x W x H)	1640 x 992 x 40 mm (64.57 x 39.05 x 1.57 in)*
Weight	18.5 kg (40.79 lbs)
Front Glass	High transparent solar glass (tempered), 3.2 mm (0.13 in)
Cell	60 multicrystalline solar cells
Back Sheet	Composite film
Frame	Anodized aluminum frame
Junction Box	IP-68 rated with 3 bypass diodes
Connector Type	MC4 KST4/KBT4: 1 x 4 mm ² (0.04 x 0.16 in ²)

* Module Dimension (L x W) Tolerance: ± 2 mm (0.079 in)

Operating Conditions

Operating Temperature	-40 ~ +85 °C
Ambient Temperature Range	-40 ~ +45 °C
Max. System Voltage	1000 V / 1500 V
Serial Fuse Rating	15 A
Max. Snow / Wind Load	5400 Pa / 2400 Pa
Max. Dynamic Mechanical Load	4000 Pa

Warranties and Certifications

Product Warranty	Maximum 12 years for material and workmanship
Performance Guarantee	Guaranteed linear degradation to 80% for 25 years *1
Certifications	According to IEC/EN 61215, IEC/EN 61730 and UL 1703 guidelines *2

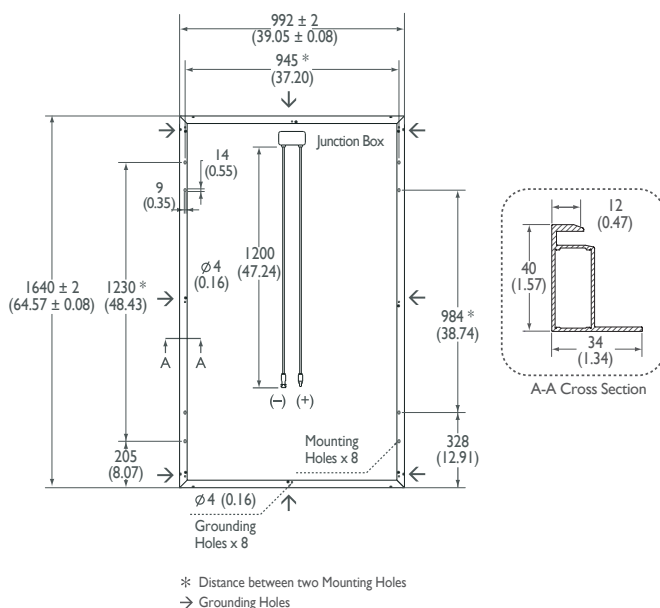
*1: Please refer to warranty letter for detail

*2: Please confirm other certifications with official dealers

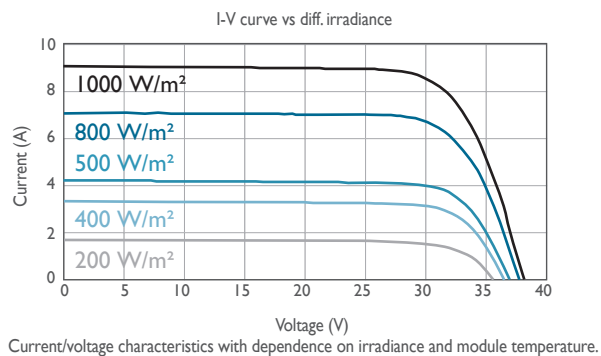
Packing Configuration

Container	20' GP	40' GP	40' HQ
Pieces per Pallet	26	26	26
Pallets per Container	6	14	28
Pieces per Container	156	364	728


Dimensions mm (inch)



I-V Curve



Current/voltage characteristics with dependence on irradiance and module temperature.



About AUO Optronics

AUO Optronics (AUO) is a leading global manufacturer of TFT-LCD committed to providing green solutions to its worldwide customers in a manner that is sustainable and friendly to the environment. In addition to its strengths in product and technological innovation, AUO stresses its commitment to going green and to utilizing manufacturing excellence to develop high efficiency solar solutions for residential, commercial, and utility segments.



AUO Optronics Corporation

No. 1, Li-Hsin Rd. 2, Hsinchu Science Park, Hsinchu 30078, Taiwan
Tel: +886-3-500-8899 solar.AUO.com

© Copyright August 2017 AU Optronics Corp. All rights reserved. Information may change without notice. This datasheet is printed with Soy Ink.